

Angelus 93P6

seamer

Quality pre-owned seamer designed for manufacturing square, rectangular or irregularly shaped cans. It has six revolving heads, cans do not revolve during the seaming operation.

Technical specifications

CazProductNumber CPN	5848
Name	Angelus 93P6
Tooling	50*95 mm
Can height min.	76 mm
Can height max.	280 mm
Can shape	irregular (non-round)
Speed (up to)	300 cans per minute

Videos

There are no videos available for this product.

Photos







**93P
SEAMER**



ANGELUS

**Model 93P
automatic
SEAMER**

For making "F" style irregular cans.
Designed primarily for manufacturing square, rectangular or irregularly shaped cans. The 93P will handle "F" style cans with a maximum base size of one quart.
"F" style cans up to one quart.
**Rated Speed
300 cans per minute.**
6 head . . . rotary seaming turret.

Represented By:
聯合工程服務（新加坡）私人有限公司
ASSOCIATES BEVERAGE ENGINEERING SERVICES (SINGAPORE) PTE LTD
53 KIM KEAT ROAD #05-03
MUN HEAN BUILDING SINGAPORE 328623
TEL: 481 5365 FAX: (65) 481 5408



Angelus Model 93P Seamer is designed for manufacturing square, rectangular or irregularly shaped cans. The 93P will handle "F" style cans with a maximum base size of one quart.

Rotary Seaming Turret—Six revolving heads are mounted in the rotary seaming turret. Cans do not revolve during the seaming operation.

Simple, proven seaming method—Each seaming head has four seaming rolls—two first operation rolls and two second operation rolls. Each seaming roll is mounted on a vertically pivoted seaming lever which rotates around the periphery of the can. Their path is controlled by a hardened steel box cam with two cam rollers on each lever. One cam roller bears against the inner wall and the other against the outer wall, so that the cam rolls do not reverse rotation as the head

revolves. Vertical and angular adjustment is provided for seaming chucks through the seaming spindle. Angular adjustment is provided on the form cam to adjust to the position of the seaming chuck.

No-can, no-cover feed—Covers are fed through a single roll separator on an inclined stack where the panel depth and profile of covers permits. Otherwise, covers are fed by multiple rolls. The cover feed is actuated by a can passing a mechanical trip lever. The seamer is equipped with a safety clutch in the cover feed drive and also with an electrical stop in case a can is being fed without a corresponding cover. The machine is also equipped with a safety clutch in the cap feed turret drive. All safety clutches actuate a brake motor to stop the machine. Fully curled ends are desired on rectangular or square profiles.

SEAMER

costs—Simple design and solid construction assure maximum stability and rigidity.

Adjustable motor base—The drive case has a built-in adjustable motor base. The motor drives the main shaft through V-belt and variable pitch motor pulley. The drive shaft in the worm gear main drive turns 4,666 revolutions per min. The machine does not have a clutch on the main drive; it is provided with a start-stop push-button control with a jogging switch in two locations. A handwheel is provided which is engaged with the main drive when turning. A lockout nut allows the motor from being started while the handwheel is engaged.

The feed line remains at a constant height of 34" (664 mm) for all cam heights. Seaming turret, drive case, and cover feed heights are adjusted simultaneously by a wrench on top of one column, after clamping bolts have been loosened.

NOTE: The Model 93P seamers are capable of being changed from one can size to another within the range of the machine through the substitution of change parts. However, since the change-over may take from 60 to 75 man-hours, we do not recommend consideration of the machine where frequent change-overs will be required.



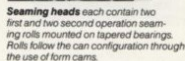
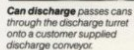
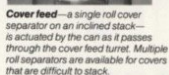
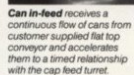
ANGELUS
SINCE 1910

SINCE 1910

ANGELUS SANITARY CAN MACHINE COMPANY □ 4900 PACIFIC BLVD., LOS ANGELES, CA 90058 • (213) 583-2171 • TX: 0674288 • FAX: (213) 587-5607
ANGELUS MACHINE CORPORATION INTERNATIONAL □ BELCROUVINLAAN 44, B-2100 DEURNE, BELGIUM • (32) 3 325 69 20 • TX: 35331 • FAX: (32) 3 325 56 33
□ DE' SALIS DRIVE, HAMPTON LOVETT IND. EST. DROITWICH, WORCS. WR9 0DF, U.K. (905) 779602 • TX: 335434 • FAX: (905) 771882

Form No. 93P-292

PRINTED IN U.S.A.



Shown with guards removed, for illustration purposes only.

Minimum Rectangular Can Size	15" x 2 1/4" x 2 1/4" Diagonal	(41 x 57 x 60 mm)
*Maximum Rectangular Can Size	2 1/4" x 4 3/4" x 4 3/4" Diagonal	(66 x 116 x 124 mm)
Minimum Square Can Size	2 1/4" x 2 1/4" Diagonal	(56 x 108 x 124 mm)
Maximum Square Can Size	3 3/4" x 4 3/4" Diagonal	(95 x 122 mm)
Minimum Can Height		3" (76 mm)
Maximum Can Height		11" (280 mm)
Net Weight, Approximate		6,700 lbs. (3039 kg)
Gross Weight—Domestic		7,100 lbs. (3220 kg)
—Export		8,050 lbs. (3651 kg)
Export Box Size	65" x 69" x 88" high	(165 x 175 x 223 cm)
Export Volume		228 cu. ft. (6.45m ³)
Horsepower Required		
Revolutions of Drive Pulley per can		4 1/2

1. Customers with can sizes that do not fall within the range specified, should contact Angelus for a complete engineering check.
2. The basic machine can be modified using additional parts to reduce the minimum height of can from 3" (76 mm) to 1½" (38 mm).
3. The 93P is a can manufacturing seamer only and is not designed for use in a can closing operation.
4. The maximum rectangular can size with may exceed the 2½" x 68 mm dimension up to 3½" (95 mm) provided the diagonal is no more than 4½" (124 mm).

